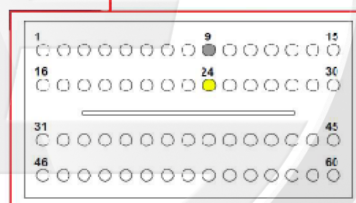
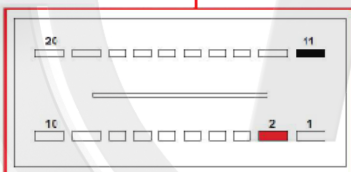



MTM-CAN 2

FIAT - ALFA - LANCIA BSI MARELLI D70F3633+95320

- 1) Utilizzare interfaccia MTM-CAN2
Use the MTM-CAN2 interface
- 2) Eseguire i collegamenti come da schema (legenda colori vedi sotto)
Make the connections as electric diagram (color legend in below)
- 3) Aprire il software "MtmCan"
Open the Software "MtmCan"
- 4) Selezione il Marchio e dal menù a tendina selezionare "BSI/Body"
Select the Brand and from the drop-down menu select "BSI/Body"

ATTENZIONE! Si raccomanda di ricontrollare le connessioni prima di alimentare la centralina
ATTENTION! It is recommended to check the connections before powering up the control unit.



Red +12v **Yellow** Can H **Gray** Can L **Black** Gnd **Blue** S1 **Purple** S2

Electronica



Tricore

Red	■	12V
Black	□	0V
Yellow	■	CAN H
Grey	■	CAN L
Green	■	K-Line
Blue	■	S1
Purple	■	S2
White	■	BOOT
Pink	■	CNF
Orange	■	RST
Brown	■	3.3V